


Zero Facts

When you subtract 0 from any number, the difference is always the number you started with.




$$11 - 0 = 11$$



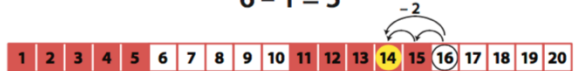
$$18 - 0 = 18$$

Count Back Facts

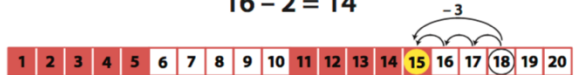
You can count back when you subtract 1, 2, or 3 from another number.



$$6 - 1 = 5$$



$$16 - 2 = 14$$



$$18 - 3 = 15$$

Take All Facts

Any number minus itself is always 0.

$$8 - 8 = 0$$



First I'll show 8 on my number rack.

Now I'll subtract all 8 by pushing them back. There are 0 left.

$$14 - 14 = 0$$



I pushed over 7 on top and 7 on the bottom to make 14.

When I subtract all 14 by pushing them back to start, there aren't any left.

Take Half Facts

When you subtract half of a number, the answer matches the amount you subtracted. Can you explain why?

$$16 - 8 = 8$$



I slid over 16 beads, 8 on top and 8 on the bottom.

When I subtract 8 by pushing all of the beads on the bottom row back to start, there are still 8 on top.

Take Away Ten Facts

When you subtract 10 from a teen number, only the ones are left.



$$13 - 10 = 3$$



$$18 - 10 = 8$$

Back to Ten Facts

When you subtract all the ones from a teen number, all you have left is 10.



$$13 - 3 = 10$$

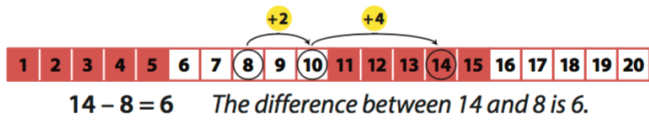


$$18 - 8 = 10$$

Up to Ten Facts

To use the Up to Ten strategy, add to the smaller number to make ten. Then add more to reach the larger number. The total amount you add is the difference.

To subtract 8 from 14, think of $8 + 2 = 10$, then add 4 more to get 14.

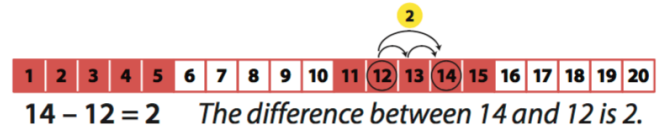


Subtraction Strategy Posters

© The Math Learning Center

Neighbor Facts

The difference between two numbers that live next door to each other, or almost next door, is always 1 or 2.



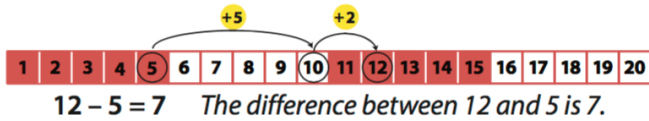
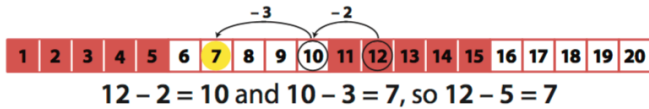
Subtraction Strategy Posters

© The Math Learning Center

Leftover Facts

The leftover facts can be solved many ways, using different strategies.

Here are two strategies for $12 - 5$.



Subtraction Strategy Posters

© The Math Learning Center